

# VersiPave®

Adjustable  
Paver Support



## Applications

**VersiPave®** is used to support a wide range of concrete, natural stone and marble pavers on:

- Roofs
- Plaza decks
- Balconies
- Swimming pool surrounds
- Verandahs
- Patios

## Advantages

**VersiPave®** eliminates the use of bedding sand and cement screeds reducing dead loads on building structures.

**VersiPave®** ensures rapid drainage of surface water and avoid ponding even when the substrate has inadequate slope. Rainwater drains may be positioned at any position under the pavers as they will be concealed. Pavers are easily removed, minimising inconvenience to building occupants when inspection of and repairs to waterproofing membranes are necessary.

**VersiPave®** eliminates the need to use joint sealants or grouting. Expansion and contraction of the pavers can take place without creating unsightly surface cracks and avoiding the need for regular inspections and maintenance.

**VersiPave®** reduces efflorescence, algae growth and paving installation costs.

**VersiPave®** creates an air space between the substrate and the paving slab improving thermal and acoustic insulation.



**VersiPave®** incorporates integrated chocks that are individually adjustable to ensure that each paver is level.



**VersiPave®** is a durable and lightweight pedestal support system made from 100% recycled plastics. **VersiPave®** allows the easy placement of pavers on roofs, plaza decks, balconies and other areas where well-drained and level surfaces are required. They eliminate the use of heavy bedding sand or sand cement screeds.

**VersiPave®** consists of a circular base divided into quadrants. Each pedestal has four 25 mm high raised rectangular supports on which “snap in” movable chocks are positioned. The chocks may be adjusted in 1 mm increments to ensure that the paved surface is level.

**VersiPave®** has a height range of 25 mm to 35 mm and is easily extended up to 150 mm using proprietary E10 and E30 **VersiPave®** Extenders.



**VersiPave®** supporting pavers

## Properties

<b>Material</b>	Polypropylene	
<b>Colour</b>	Black (polypropylene) Clear (polycarbonate)	
<b>Weight</b>	VersiPave® + 4 chocks	- 130 gm
	10mm Extender	- 80 gm
	30mm Extender	- 140 gm
<b>Height</b>		
VersiPave®	25 - 35 mm	
VersiPave® E10 Extender	10 mm	
VersiPave® E30 Extender	30 mm	
<b>Base Diameter</b>	162 mm	
<b>Marginal Adjustments</b>	1.0 mm	
<b>Spacer Height</b>	40 mm	
<b>Spacer Width</b>	4 mm	

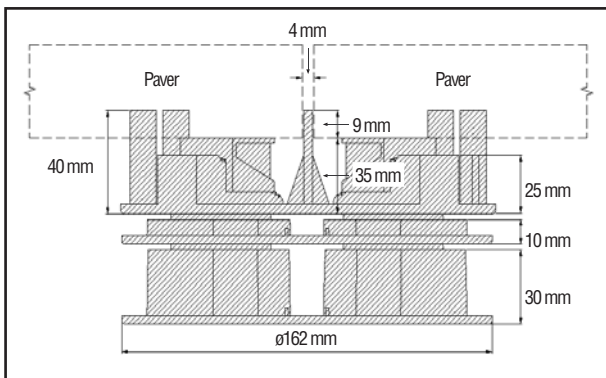
### Compressive Strength

**VersiPave®** with Extenders up to 150 mm height have a compressive strength  $\geq 2.0$  tonnes

**Biological resistance** Resistant to moulds and algae

**Chemical Resistance** Resistant to oils, acids, alkalis and bitumen

**Flammability** Non-flammable



**VersiPave®** and **VersiPave®** Extenders can be sectioned for use along edges and corners

## Installation Procedures

- Determine the number of **VersiPave®** required based on the size of each paver in relation to the total area to be paved.
- Use sight lines to mark the intersections of the corners of each paver to be laid.
- Where a paver to be supported is in a corner or along an edge, break the **VersiPave®** and Extender units along the relevant quadrant line/s.
- Place the pavers on **VersiPave®** and simply adjust the individual chocks in increments of 1 mm from 25 mm up to 35 mm on the supports to ensure that each paver is level.
- Commence paving by positioning the first paver in a corner and subsequent pavers along a wall edge.
- If necessary, use **VersiPave® Extenders** to bring up **VersiPave®** to the levelling line.

**Note:** The information provided in this brochure is based on current knowledge and experience and does not infer any legally binding assurance or warranty, expressed or implied. Intending purchasers should verify whether any changes to specifications or applications or otherwise have been made since this literature was issued. The products in this brochure are manufactured using specified recycled plastics under detailed quality control standards and procedures. Whilst **VersiPave®** is designed for its intended use, the design calculations shall be the responsibility of the Specifier and/or User.

**ELMICH** Singapore: +65 6356 2800  
info@elmich.com  
www.elmich.com



Distributed by: